





► [Consumer Products](#) ► [FLOOR](#) ► [Ray F](#) ► [F1](#) ► [SWITCH](#)

PRODUCT	LAMPS
RAY F1 SWITCH	
Mounting	Floor
Lamps description	1 x MAX 150W E27 HSGS or 1 x 23W E27 FB
Environment	Indoor
Finish	White, Grey, Black
Technical description	Floor lamp providing diffused lighting. Steel tube (10 mm diam.) structure, welded, brushed and chrome-plated. Diffuser support disk in die-cast, polished and chrome-plated Zamak alloy. Injection-molded PA6 (nylon) lamp-cover. Color: white. Injection-molded PC (polycarbonate) inner diffuser. Color: 3% opal. Injection-molded elastic PVC (polyvinylchloride) feet. Lathe-shaped aluminum diffusers, painted white on the inside, and shiny white or black on the outside or gray-colored, blown and overlaid glass with glossy external finish.
ELECTRICAL	
Emergency	Without
Voltage (V)	220/240
PHYSICAL	
Diameter (mm)	360
Supply	Power cord
Cord length(mm)	2300
Construction material	Aluminum, Glass, Nylon, Polycarbonate, PVC, Steel, Zamak
Weight (kg)	5,45




RAY F1 SWITCH
design by Rodolfo Dordoni in 2006


Floor lamp providing diffused lighting.



F5946030



F5946009



F5945020

[- INSTALLATION AND USE](#)

[- SPEC SHEET](#)

Downloads
- Three dimensional drawing

Certifications

